



RAND
POLYPRODUCTS PVT. LTD.

PU^{SCRETE}[®]



POLYDEC[®] DC Terazzo

Seamless PU Terazzo for sophisticated upmarket commercial environments



POLYDEC® DC, from RPPL's PUCRETE® range of seamless floor overlays, is a superlative floor for commercial spaces, owing to its durable nature and striking appearance.


Terrazzo floors have always been a favourite with any architect, due to their lively and sparkling qualities; and been used since the beginning of modern-day history. While Terrazzo floors are making their way back into prominence, RPPL's POLYDEC® DC range of PU Terrazzo floors give you the same aesthetics as that of a Terrazzo, with the added advantage of seamless surfaces, polishable to any desired level. With various geometric designs and contours achievable in the overlay, the possibilities are endless.



Design Possibilities -

Polydec® DC can be laid in a variety of different geometric patterns using brass or aluminum trims. These trims are secured on the surface as per the design requirement. Polydec® DC screed, with aggregate/colour mixes as per the design, is then simply laid into each cavity. The entire floor is then polished as a whole, to get the desired finish.





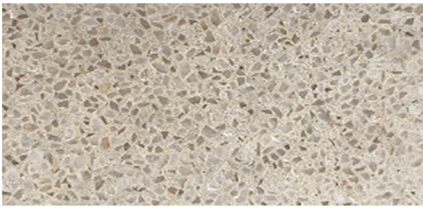
Polydec® DC is a specially formulated polyurethane Terrazo system.

The polyurethane matrix is mixed with granite, quartz and flint aggregate to provide a solvent free and seamless floor finish.


The **Polydec® DC terrazzo** flooring is an ideal floor overlay where good aesthetics, hygiene, durability, chemical and water resistance are of vital importance.

Salient features -

- Aesthetically appealing yet capable of handling heavy traffic
- Solvent free & odor less
- Seamless in finish
- Easy to clean and maintain
- High impact resistance and tough
- High abrasion resistance
- Totally impervious with good chemical resistance
- Long lasting with low maintenance
- Possibilities to lay in various geometric designs and patterns.




Natural



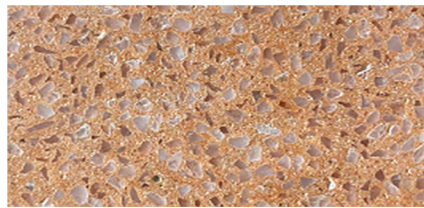
White



Grainy Decorative



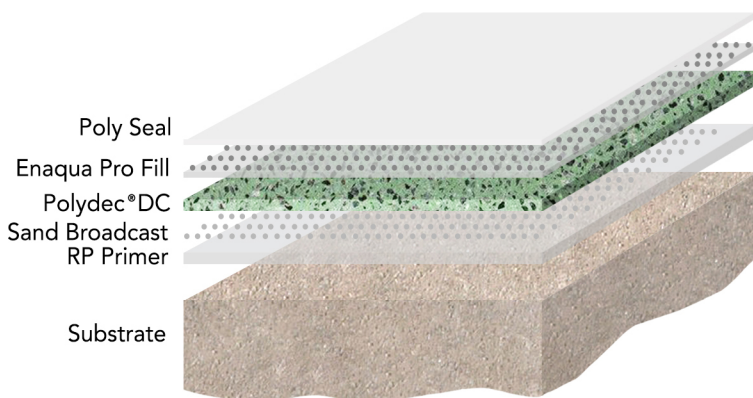
Mixed Chips



Orange



Sea Green



PolyDec DC screed is laid as is to replace conventional cement mortar over a finished slab.

The screed can be left as is or polished to desire finish using grouts and sealers.

The screed starts at a thickness of 8mm.

Substrate Pre-requisites:

Concrete or Cement screed surface is suitable for application of Polydec®DC. The moisture content of the subfloor should be below 5%. Use of moisture barrier membranes under the sub-floor is strongly recommended to prevent the rising moisture. The substrate should be prepared to make it dust free, free of laitance and other contamination. The floor level shall be checked and should to SR1 standard preferably.

Overlay kit details:

| | |
|-----------------------|---|
| RP Primer | 2 component Epoxy primer, 2 coats recommended |
| | Epocoat 3144 - 30 kgs Hardener EP 35 - 30 kgs |
| | Coverage up to 6 Sqm/kg |
| Sand Broadcast | |
| PolyDec®CP | PU mortar like screed, laid over the primed surface as an in-situ casting |
| | Enaqua 1142 - 1.4 kgs Hardener PU 23 - 1.5 kgs Pigment paste - 0.3 kgs Filler set - 7.0 kgs Aggregates - 10.0 kgs (components can be decided as per need) |
| | Coverage up to 1 SqM per set, at 8mm thickness |
| Enaqua ProFill | Two component water -based grout, to be applied as a single coat over the polished surface. Fine sand is broadcast and the film is laid by trowelling. |
| PolySeal | Two component Polyurethane sealer coat, is applied on top of the grout, to give a glossy finish to the texture. |

Service Installation:

Polydec®DC comes in pre-weighted kits which are mixed on site and can be laid as an in-situ casting, at a minimum thickness of 8mm. The overlay is finished by polishing it to a desired finish.

Technical Data:

The following technical data is of Polydec®DC samples cured for 7 days at ambient temperature, at an RH of 50%.

| | |
|--|---------------------------|
| Density, gm/cc | 2.2 +/- 0.1 |
| Tensile Strength, N/mm ² ASTM D638 | 3.54 |
| Under Compressive Strength, N/mm ² ASTM C579 | 41.4 |
| Under Flexural Strength, N/mm ² ASTM D790 | 13.79 |
| Drop Impact Strength - First crack, Joule/m | 16000 |
| Drop Impact Strength - Ultimate failure, Joule/m | 23500 |
| Water absorption, ml (CP.BM 2/67/2) | 0.003 |
| UV resistance | Excellent (non-yellowing) |
| Temperature tolerance | 60 Deg. C |
| Toxicity (cured product) | Non-toxic |
| Abrasion Resistance, for 1kg load, C17 wheel, 1000 cycles ASTM D4069 | 25.1 mgm loss |
| Chemical Resistance ASTM D543 | Passes |

Curing:

The screed of **Polydec® DC** will cure for operation within 24 hrs. However, it will gain its complete strength in 7 days.

For best results, the application temp. should be within a range of 15 to 25°C.

The maximum temperature **Polydec® DC** flooring overlay will withstand for continuous exposure will be 60 to 65°C.

Chemical Resistance:

Most diluted and concentrated organic acids such as, Acetic acid, Lactic Acid, Oleic Acid and Citric Acid as commonly found in the food industry; diluted and concentrated acids such as Hydrochloric, Nitric, Phosphoric, Sulphuric acid, etc.; diluted and concentrated alkalis, such as Sodium Hydroxide to 50% concentration

It also resists animal fats and vegetable oils, sugars flavorings and essences. Mineral oils, kerosene, gasoline and brake fluids and a wide range of organic solvents including Methanol, Xylene, Ethers and Ketones

Note: Some staining or discoloration may occur with some chemicals depending upon the nature of the spillage and the standards of housekeeping employed.

Impact Resistance:

Polydec® DC inherently possesses a very high impact strength due to its resilient and tough structure and will not chip off or flake due to brittleness. The excellent adhesion to the sub-floor normally results in prevention of failure of sub-floor under impact.

Permeability:

Polydec® DC is completely impervious to water and has absolutely zero absorption. Hence it is highly recommended for floor subject to continuous water exposure. It is also fairly tolerant to surface moisture and works well on new and old RCC flooring having more moisture but the sub-floor should have a good membrane moisture barrier underneath to prevent the entry of ground moisture into the sub-floor concrete.

For further details on the product, please contact us at

Rand Polyproducts Pvt. Ltd.,

Gat No. 3a/2, Old Gat No. 1649,
Village Ghotawade Village, Tal. Mulshi,
Dist. Pune, PIN - 412 115.

Contact:

Sales/Admin 020-6790 8609/10
Technical 020-6790 8621

Email:

rand@randpoly.in